

# Zoom Meetings

## Before Joining a meeting

Before joining a Zoom meeting on a computer or mobile device, you can download the Zoom app from the [Zoom Download Center](#). Otherwise, you will be prompted to download and install Zoom when you click a join link.

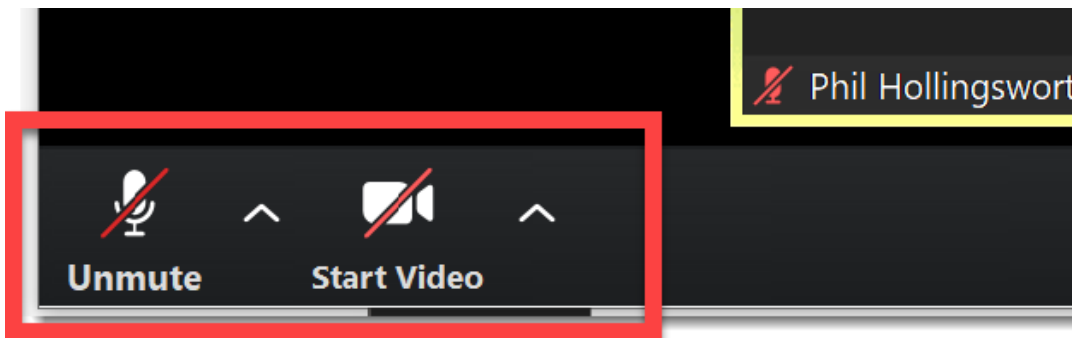
## Join a meeting

You will be sent a link via Email or WhatsApp when a meeting is scheduled, just click on the link from your computer or phone to join. (If you do have a computer such as a laptop or desktop it's better as you can view other participants better, to copy the link from WhatsApp to your computer [follow this guide](#) )

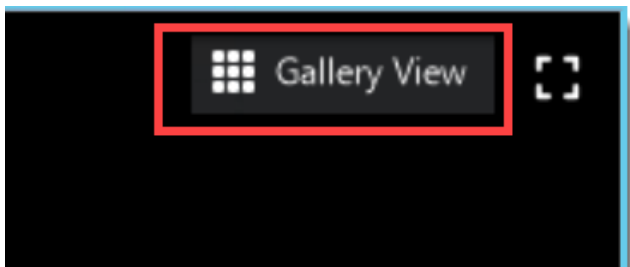
This guide explains how to join a meeting on difference devices <https://support.zoom.us/hc/en-us/articles/201362193-How-Do-I-Join-A-Meeting->

## Meeting settings

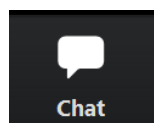
When you join the meeting others may not be able to hear or see you, check these icons on the bottom left of your screen and click **Unmute** and **Start Video**, or vice versa to mute and turn video off



In order to view all participants, click on **Gallery View** towards the top right of your screen



At the bottom of the screen click on this icon to chat



And this icon to add a thumbs up

